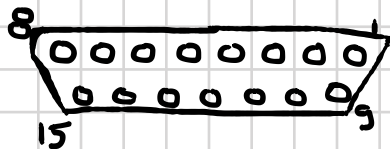


# Packaging Notes

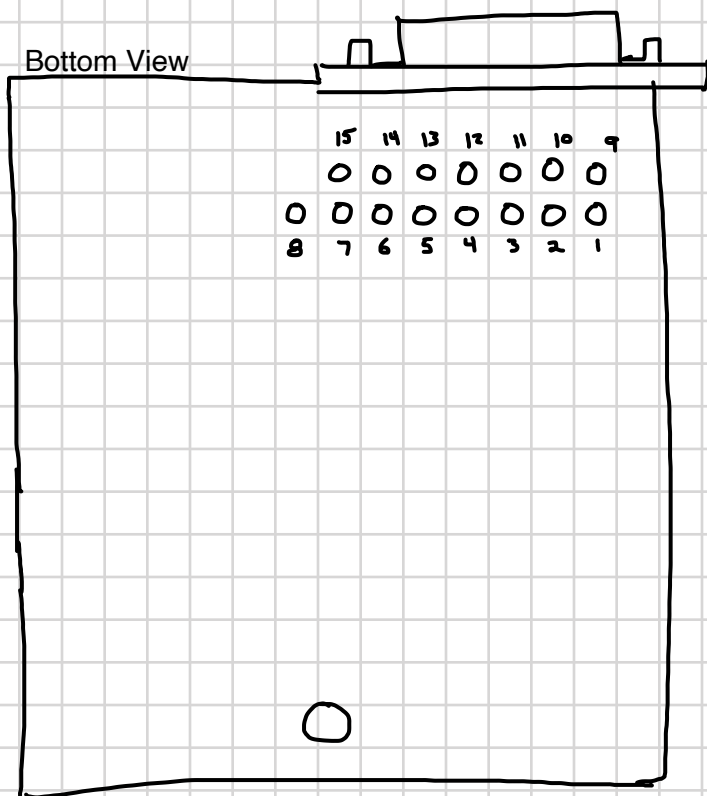
15-Pin DSUB used for internal system connector.

Pinout Definition - Female system side:

View Looking into connector



View Looking at  
PC Board, solder side.



Pin	Function	Checked
1	Ground	✓
2	+12V	✓
3	VCC	✓
4	Ground	✓
5	SDA	✓
6	SCL	✓
7		
8		
9	Ground	✓
10	CTS	✓
11	VCC	✓
12	RXI	✓
13	TXD	✓
14	DTR	✓
15	DTR	✓

A4 = SDA  
A5 = SCL

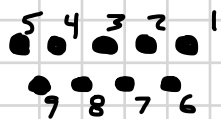
## Display Ribbon Cable

- Orange - RXD, D5
- Blue - Busy, D12
- Yellow - V FIVE
- Green - Ground

## 4-Pin Stake Connector

- 1 - Green SDA
- 2 - Orange SCL
- 3 - Brown VCC
- 4 - Blue GND

## DB-9 Programming Header



- 1 - GND CTS Orange
- 2 - VCC Wht/Blue
- 3 - RXI Blue
- 4 - TXD Wht/Green
- 5 - GRN DTR Green
- 6 - GND BLK Wht/Dr
- 7 -
- 8 -
- 9 -

